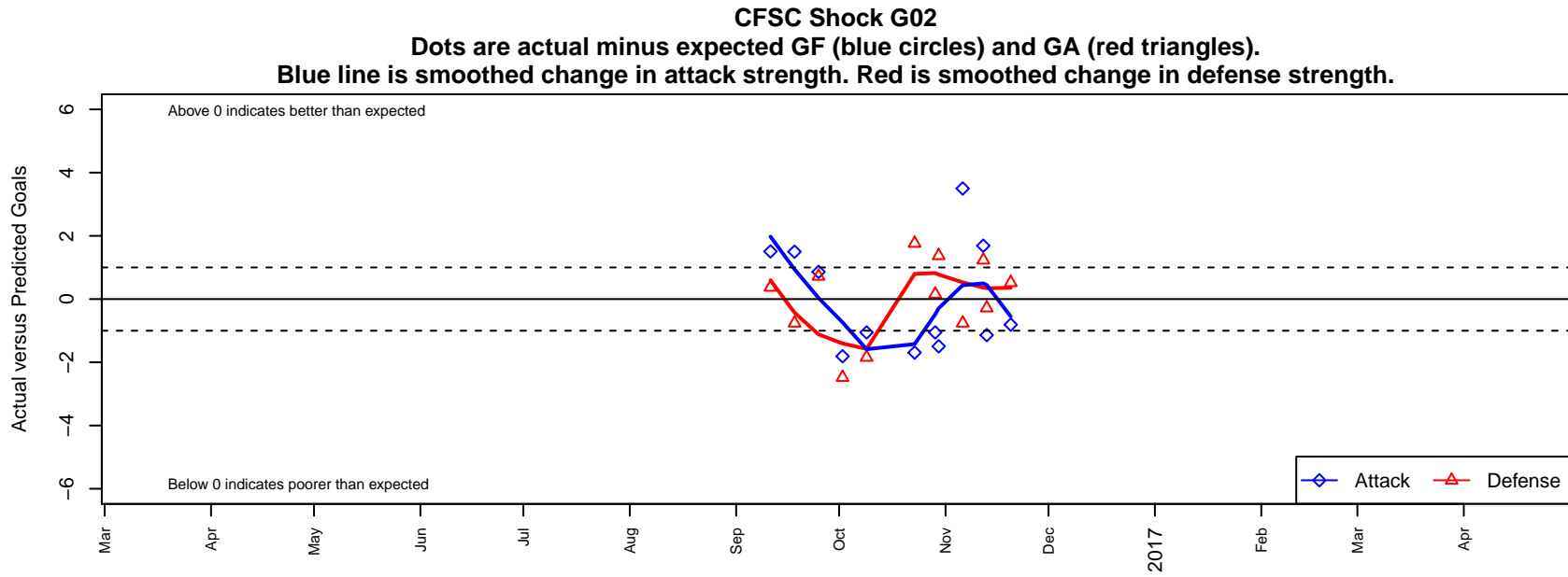


CFSC Shock G02

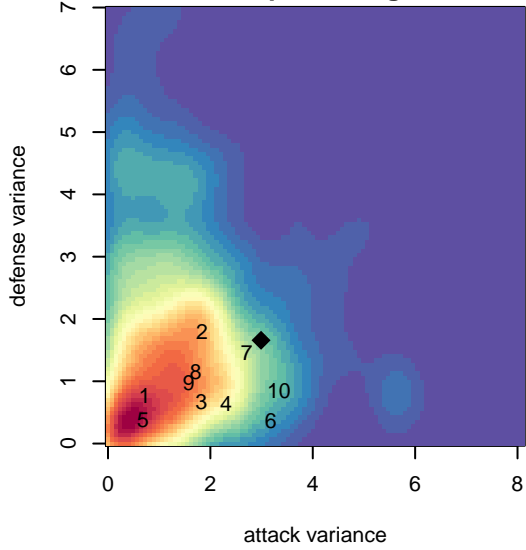
Enumclaw
Cascade Foothills SC, WA
G02 total strength=1067
attack=4.04 defense=1.57
fall league = SSUL G02 Div 2

alt names used:
CFSC Shock G02

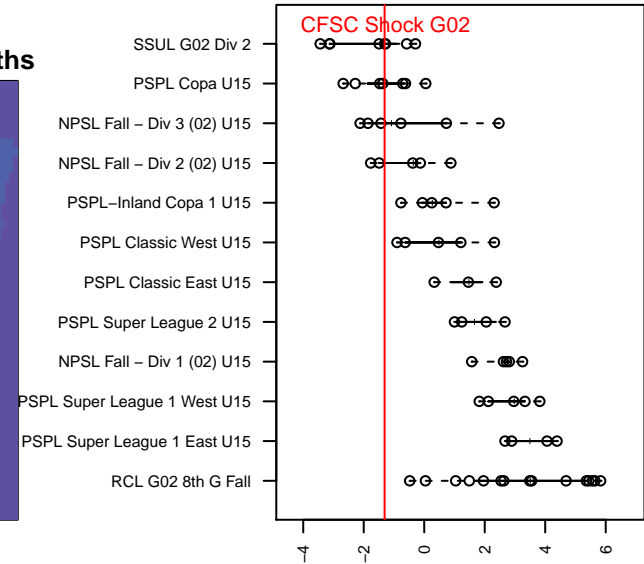
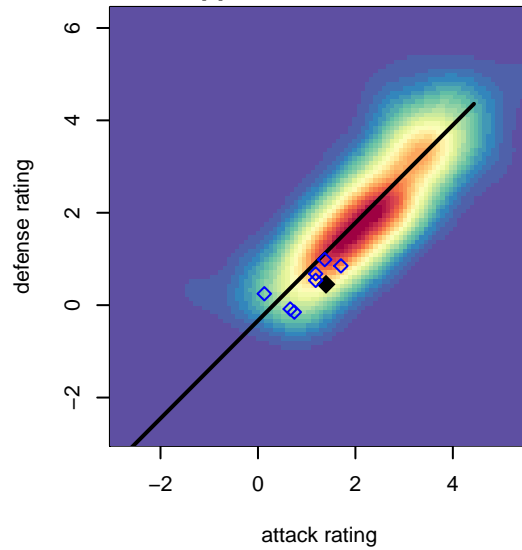
Venues played:
2016 SSUL G02 Division 2



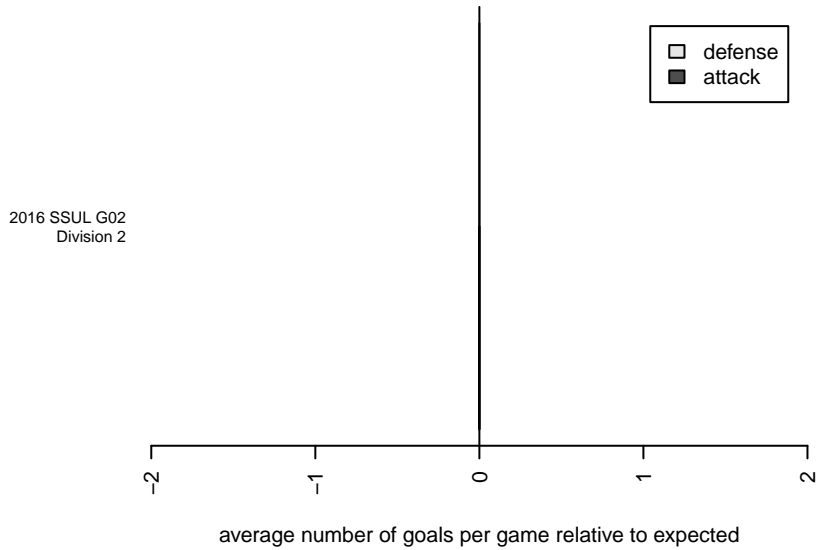
**attack and defense variance (black dot)
relative to other teams
and top 10 in region**



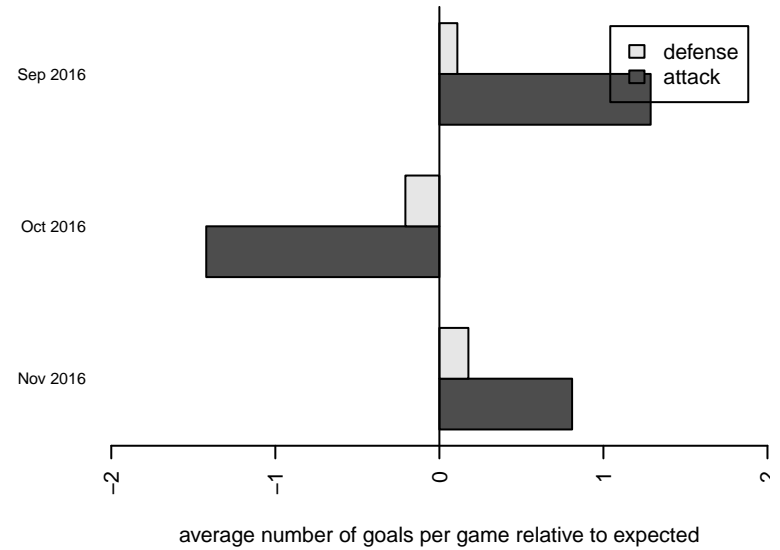
**attack and defense rating
relative to others at age
and all opponents in last 13 months**



Performance relative to 13 month average



Performance relative to 13 month average



date	home		away		venue	pred.home	pred.away
2016-11-20	SMYSC Eclipse G02	2	CFSC Shock G02	1	2016 SSUL G02 Division 2	2.52	1.81
2016-11-13	Harbor Mustangs G02	1	CFSC Shock G02	2	2016 SSUL G02 Division 2	0.72	3.14
2016-11-12	CFSC Shock G02	4	UPSC Rave Blue G02	1	2016 SSUL G02 Division 2	2.31	2.23
2016-11-06	CFSC Shock G02	8	Southlake Select Red Tigers G02	2	2016 SSUL G02 Division 2	4.50	1.24
2016-10-30	STU Evolution Black G02	0	CFSC Shock G02	3	2016 SSUL G02 Division 2	1.37	4.49
2016-10-29	CFSC Shock G02	1	Auburn Blast G02	2	2016 SSUL G02 Division 2	2.05	2.16
2016-10-23	TSC Ladybugs G02	2	CFSC Shock G02	0	2016 SSUL G02 Division 2	3.76	1.69
2016-10-09	Auburn Blast G02	4	CFSC Shock G02	1	2016 SSUL G02 Division 2	2.16	2.05
2016-10-02	CFSC Shock G02	0	SMYSC Eclipse G02	5	2016 SSUL G02 Division 2	1.81	2.52
2016-09-25	CFSC Shock G02	4	Harbor Mustangs G02	0	2016 SSUL G02 Division 2	3.14	0.72
2016-09-18	Southlake Select Red Tigers G02	2	CFSC Shock G02	6	2016 SSUL G02 Division 2	1.24	4.50
2016-09-11	CFSC Shock G02	6	STU Evolution Black G02	1	2016 SSUL G02 Division 2	4.49	1.37